

Conwy County Borough Council Net Zero Carbon Performance Report 2024/25

Table of Contents

1.0 Carbon Performance - Overall.....	2
2.0 Carbon Performance - Buildings	3
3.0 Carbon Performance - Schools	4
4.0 Carbon Performance – Fleet	5
5.0 Carbon Performance – Street Lighting & CCTV	5
6.0 Carbon Performance – Staff Travel.....	6
7.0 Homeworking	8
8.0 Carbon Performance – Supply Chain.....	8
9.0 Land Use.....	10

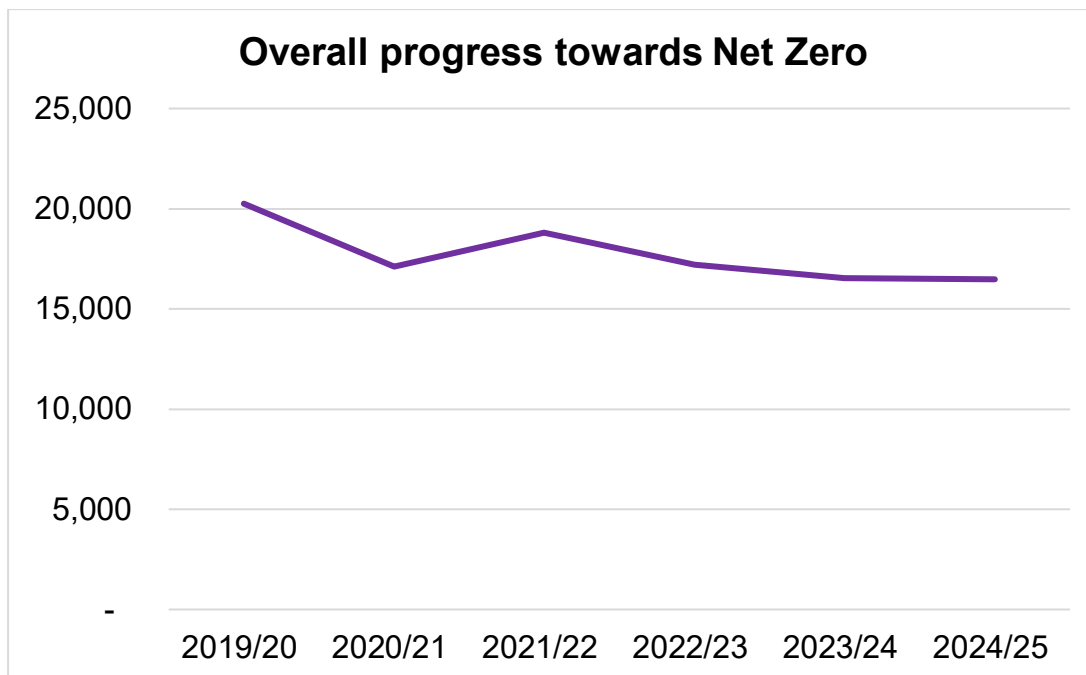
1.0 Carbon Performance - Overall

The chart below shows Conwy County Borough Council's progress towards net zero carbon emissions from 2019/20 to 2024/25. The activities emitting carbon include:

- Energy & water consumption from buildings we own and lease and use to deliver core Council services.
- Fuel consumption in the Council's fleet of vehicles.
- Fuel consumption from staff using their cars for business travel.
- Energy consumption from street lighting & CCTV.
- Fuel consumption from staff commuting to & from their place of work.
- Treatment of waste from our own operations.

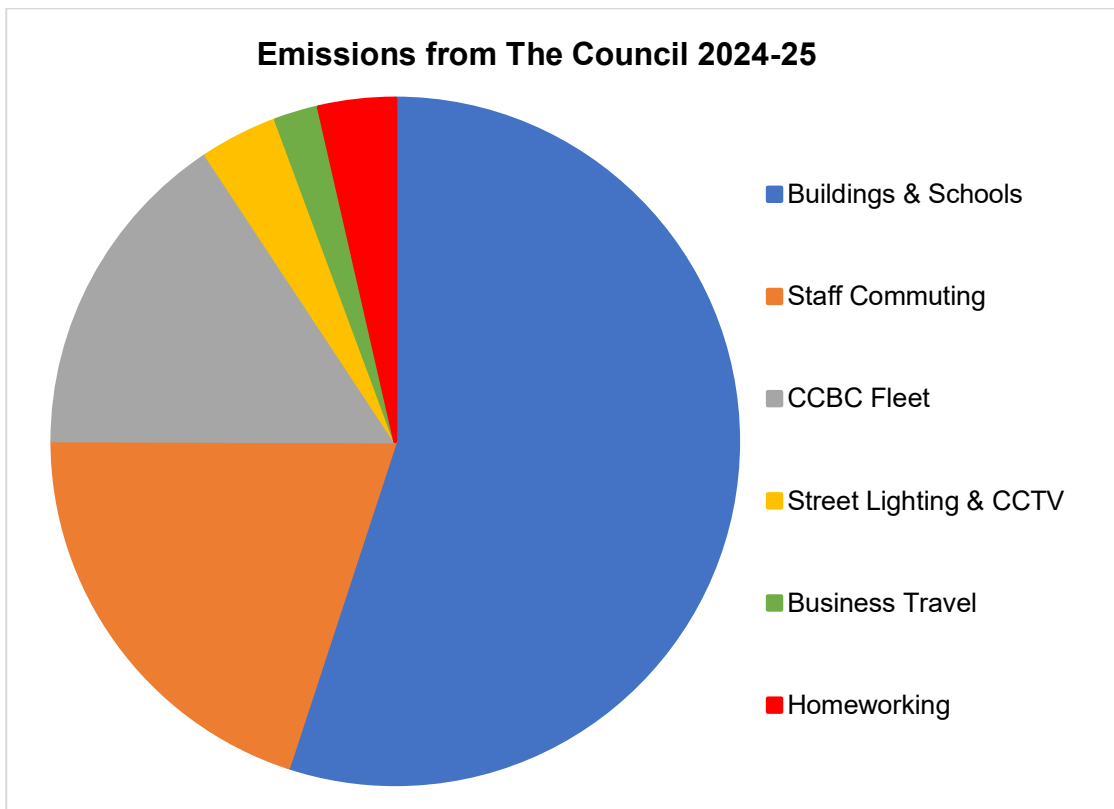
It was agreed by the Climate Challenge Programme Board in September 2025 to remove carbon emissions from the Council's supply chain from the overall total emissions in this report, for reasons explained in section 8.

Conwy County Borough Council's total carbon equivalent emissions in 2024/25 were 16,920 tCO₂e. When we take account of the carbon sequestered through land use, this figure is reduced to 16,439 tCO₂e.



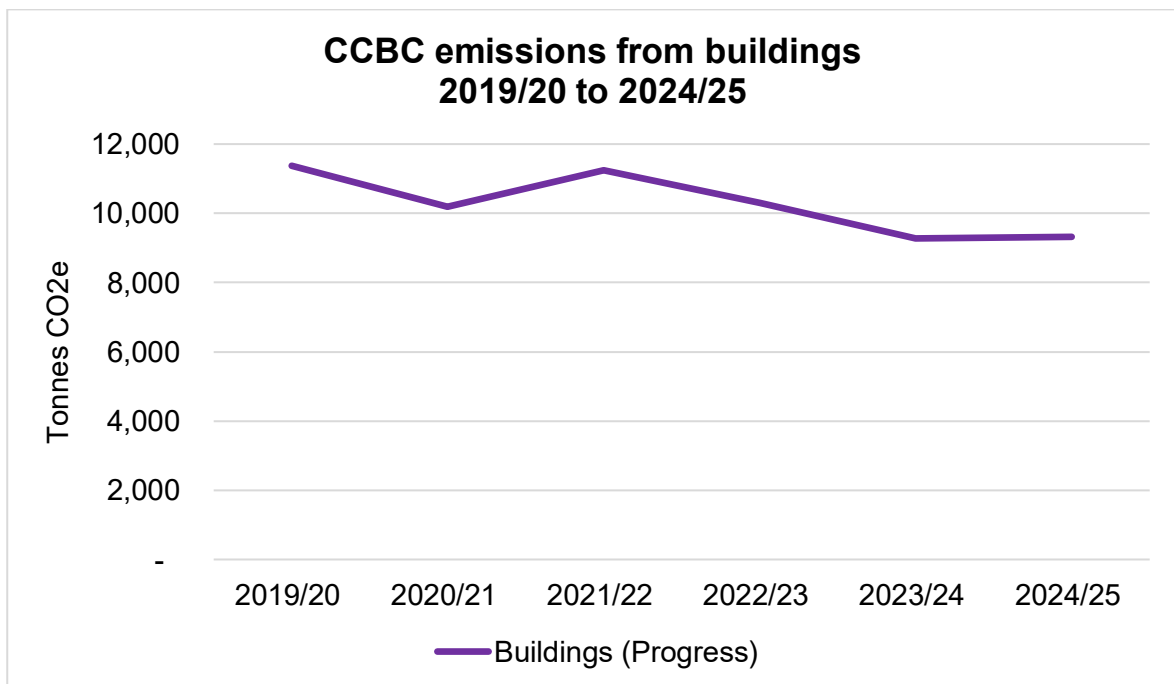
At the end of 2024/25, the Council's emissions had reduced by 19% (3,814 tonnes) when compared with the baseline year of 2019/20.

As shown in the chart below emissions from buildings accounted for the majority of the Council's emissions in 2024/25 at 57% (9,312 tonnes). This is followed by staff commuting at 21% (3,384 tonnes) and fleet at 16% (2,650 tonnes).



2.0 Carbon Performance - Buildings

The chart below shows Conwy County Borough Council's progress towards net zero carbon emission buildings from 2019/20 to 2024/25.



At the end of 2024/25, Conwy County Borough Council had reduced the carbon emissions from its buildings by 18% (2,060 tonnes) when compared with the baseline year of 2019/20.

Factors contributing to the reduction from the baseline include:

- Upgrades to 18 school kitchens to install more efficient equipment.
- Installation of solar PV at the Bron y Nant respite centre, Theatr Colwyn and 19 schools.
- Large scale decarbonisation project at Ysgol Bro Aled.
- A reduction in the total number of buildings.

The slight increase in emissions in 2024/25 (38 tCO₂e) when compared to the previous year is the result of a colder winter in 2024/25 where the average temperature was 1°C lower than the previous year. As a result, emissions from heating fuel increased and at the same time emissions from electricity reduced as a result of the interventions listed above and emissions from water consumption also reduced.

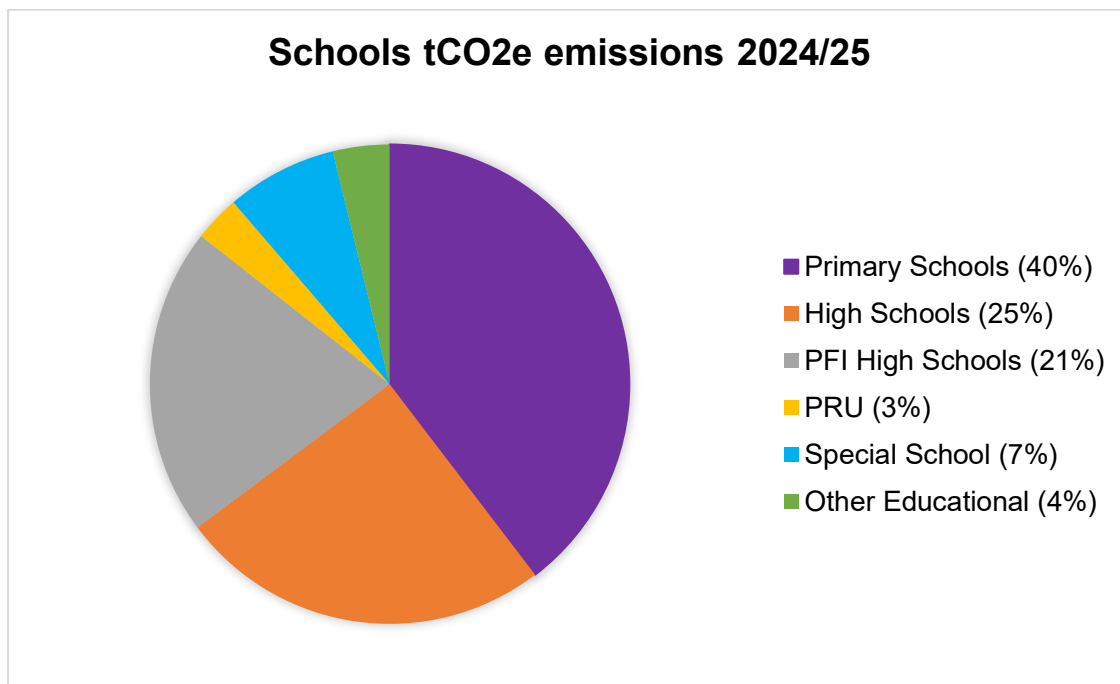
Under the Climate Challenge Programme the Net Zero Emission Estates project is tasked with reducing emissions from Conwy County Borough Council buildings. The project objectives are:

- Reduce the number of buildings owned and occupied by Conwy County Borough Council.
- Develop and implement a carbon reduction strategy specific to each building type.
- Integrate net carbon zero into the policies and procedures associated with building design, refurbishment, maintenance and asset management.
- Improve the energy and thermal efficiency of our estate by installing energy efficiency measures.
- Develop/support business cases for implementation of carbon zero measures.

3.0 Carbon Performance - Schools

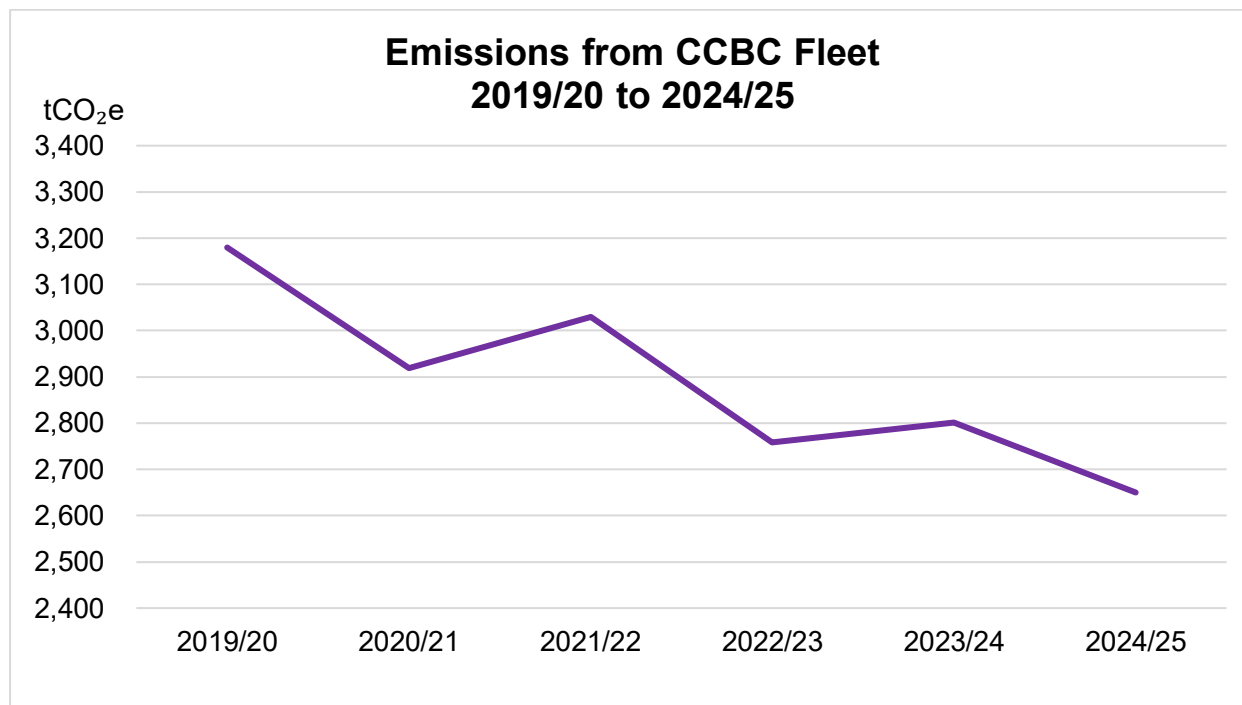
Schools in Conwy account for 51% of the emissions from buildings occupied by the Council. At the end of 2024/25, carbon emissions from schools had reduced by 10% (520 tonnes) when compared to the baseline year of 2019/20.

Carbon emissions from schools in 2024/25 are shown in the chart below:



4.0 Carbon Performance – Fleet

The chart below shows Conwy County Borough Council's progress towards a net zero carbon emission fleet from 2019/20 to 2024/25.



At the end of 2024/25, the Council had reduced carbon emissions from its fleet by 17% (530 tonnes), when compared with the baseline year of 2019/20.

The reduction in carbon emissions from the Council's fleet from the baseline year is a result of transitioning to low carbon alternatives, specifically electric vehicles.

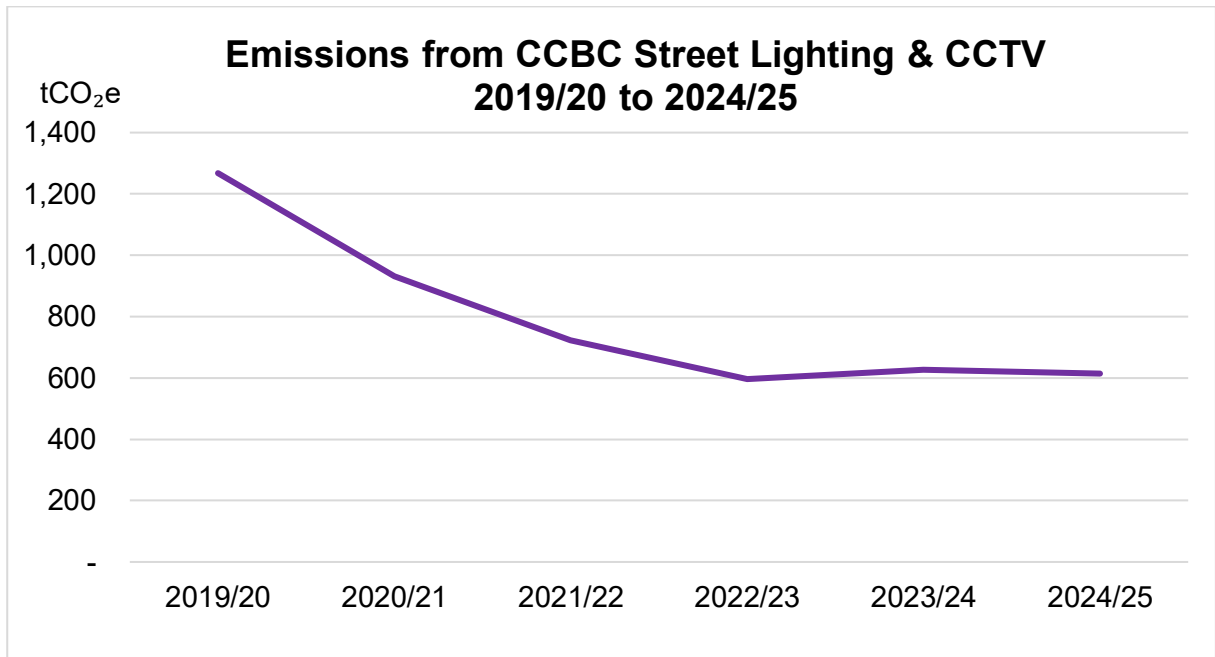
There are currently 48 electric vehicles operational in the fleet, this includes pool cars, small vans, road sweepers, recycling collection vehicles and ride on mowers. Charging infrastructure is in place at 12 sites to support operation of a zero-emission fleet.

Under the Climate Challenge Programme the Net Zero Emission Fleet project is tasked with reducing emissions from CCBC fleet. The project objectives are:

- Profile CCBC fleet to understand how it is used currently and to forecast future demand.
- Develop a programme to replace all fleet with ultra-low emission vehicles (ULEV) by 2030.
- Develop the physical infrastructure to support the operation of a low carbon fleet of vehicles and large plant.
- Explore all alternative low carbon fleet options, e.g. hydrogen, biomethane, hybrid.

5.0 Carbon Performance – Street Lighting & CCTV

The chart below shows Conwy County Borough Council's progress towards net zero carbon emission street lighting and CCTV from 2019/20 to 2024/25.



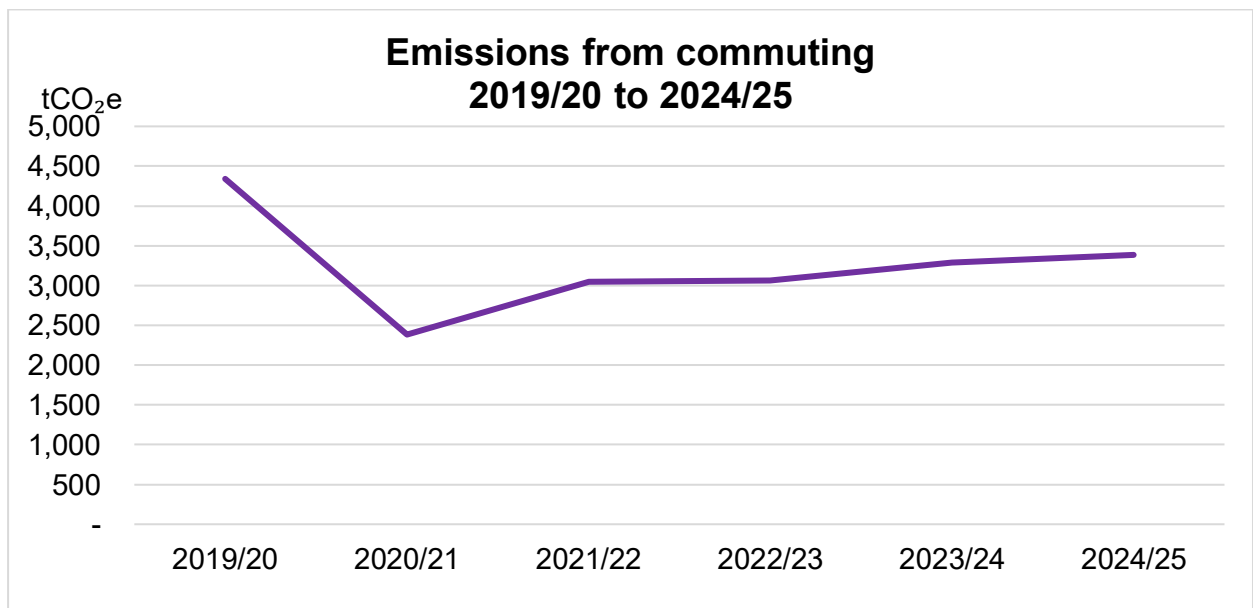
At the end of 2024/25, carbon emissions from street lighting and CCTV had reduced by 52% (640 tonnes) when compared with the baseline year of 2019/20.

The reduction in carbon emissions is the result of the lantern replacement programme that replaced approximately 96% of CCBC’s lanterns with more efficient LED.

6.0 Carbon Performance – Staff Travel

Staff Commuting:

The chart below shows Conwy County Borough Council’s progress towards net zero carbon emission staff commuting from 2019/20 to 2024/25.

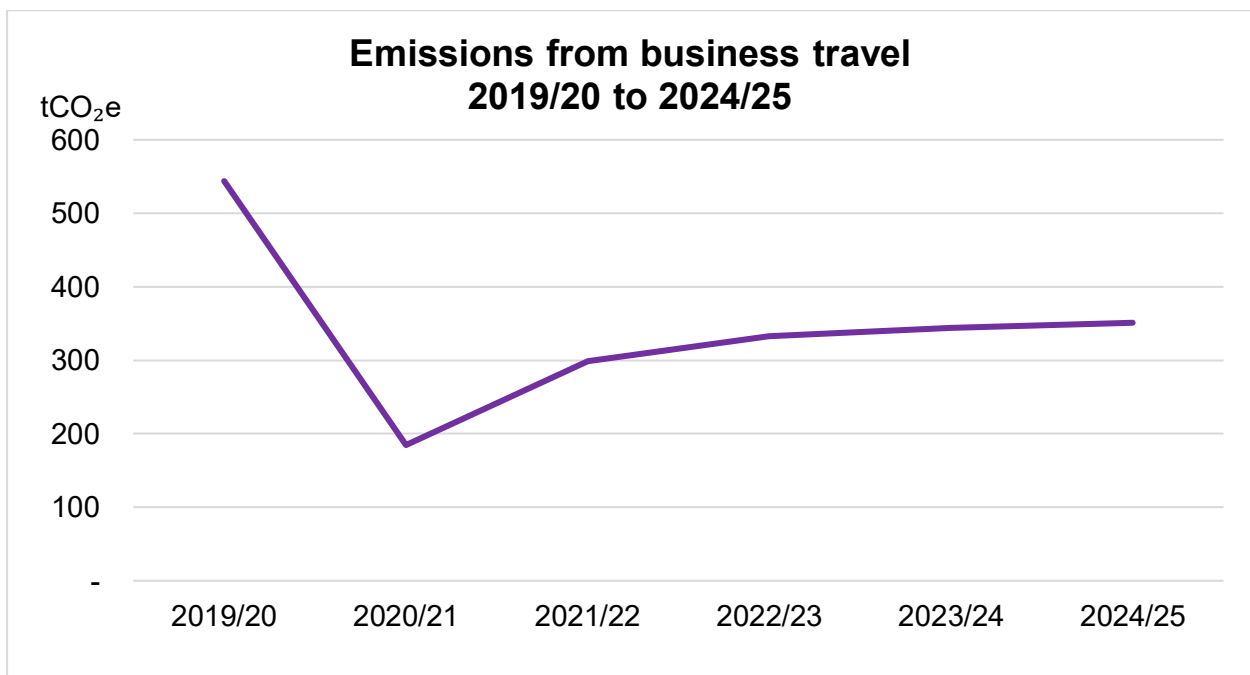


At the end of 2024/25, carbon emissions from staff commuting had decreased by 22% (956 tonnes) when compared with the baseline year of 2019/20.

Carbon emissions from staff commuting have steadily increased since the reduction in 2020/21 during the Covid-19 pandemic. The increase is the result of the return to more office-based working however carbon emissions remain below the pre-Covid levels as staff now work in a hybrid way.

Business travel:

The chart below shows Conwy County Borough Council's progress towards net zero carbon emission business travel from 2019/20 to 2024/25.



At the end of 2024/25, Conwy County Borough Council had reduced carbon emissions from business travel by 35% (193 tonnes) when compared with the baseline year of 2019/20.

Emissions from business travel have steadily increased each year since the reduction in 2020/21 during the Covid-19 pandemic. The increase is the result of a return to more office-based working and in-person meetings.

However, carbon emissions remain below the pre-Covid levels as staff now work in a hybrid way and a total of 581,233 fewer miles were claimed for business travel in 2024/25 compared to the baseline year.

Under the Climate Challenge Programme the Net Zero Emission Staff Travel project is tasked with reducing emissions from Conwy County Borough Council business travel and staff commuting. The project objectives are:

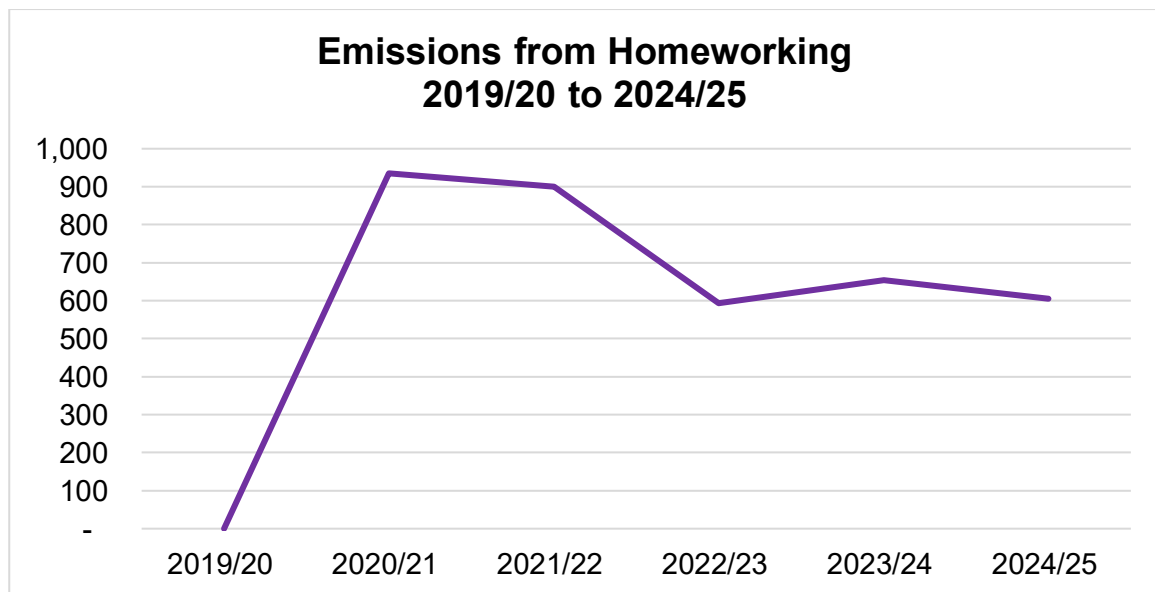
- Develop a Staff Travel Policy.
- Develop a method of capturing staff commuting data at regular intervals.
- Develop the physical infrastructure to facilitate reduced staff travel, low carbon and active travel methods.
- Develop procedures to facilitate reduced business travel and commuting.

- Ensure staff are well informed about the policies and procedures associated with reduced travel, low carbon and active travel methods.
- Develop a CCBC Workplace Travel Plan.

7.0 Homeworking

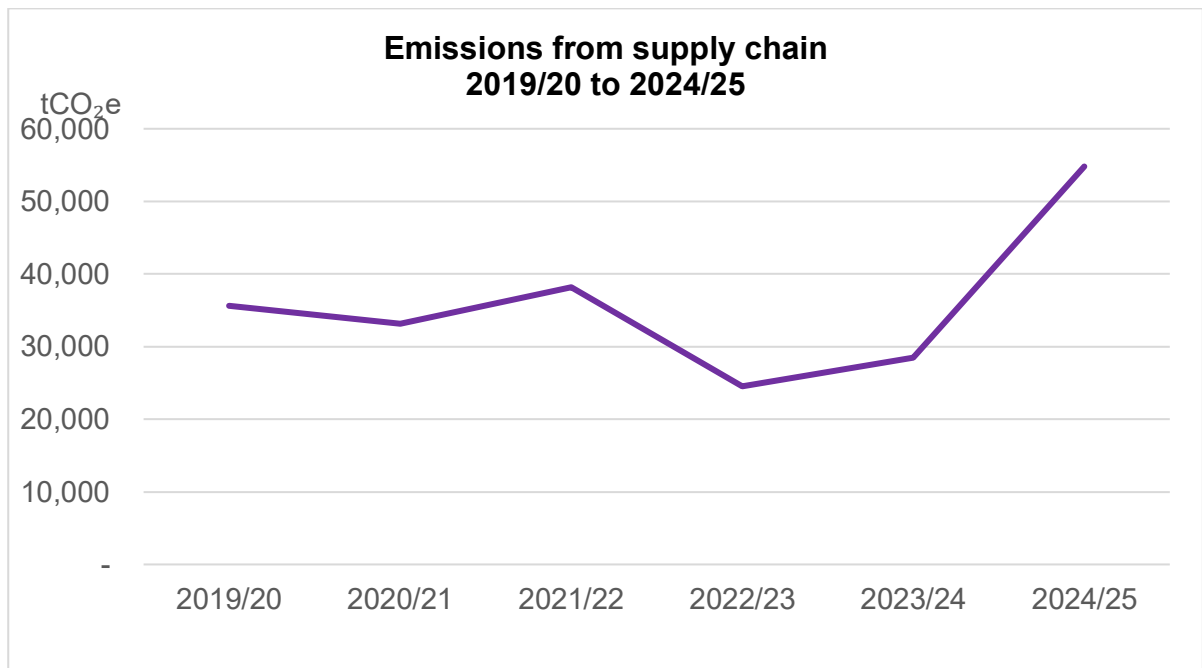
Emissions from homeworking were minimal in the baseline year, prior to the pandemic, and were not measured therefore changes in carbon emissions from homeworking will be compared to the previous year for reporting.

During 2024/25 emissions from homeworking had reduced by 7% (48 tonnes) when compared with the previous year (2023/24) as staff return to more office-based working. As shown in the graph below:



8.0 Carbon Performance – Supply Chain

The chart below shows Conwy County Borough Council’s progress towards a net zero carbon emission supply chain from 2019/20 to 2024/25.



When included in the overall total, the supply chain accounts for approximately 77% of Conwy County Borough Council's total emissions.

At the end of 2024/25, emissions from supply chain spend had increased by 54% (19,151 tonnes) when compared with the baseline year of 2019/20. This increase is the result of including capital spend data in the calculations for supply chain emissions which have previously not been included.

It was agreed by the Climate Challenge Programme Board in September 2025 to separate carbon emissions from the Council's supply chain from the overall carbon emissions data for reporting purposes in order to more accurately reflect the progress of the climate challenge programme, without the supply chain data skewing the view of progress. Emissions from the supply chain will continue to be reported in this report but will not be included in the overall total emissions.

The methodology for calculating emissions from the supply chain uses the total amount (£) spent with suppliers and UK Government standard industry classification (SIC) codes to allocate an appropriate emissions factor. Alternative methodology is being discussed nationally and is based on collecting emissions data directly from suppliers, where possible.

Under the Climate Challenge Programme the Net Zero Emission Supply Chain project is tasked with reducing emissions from the Council's supply chain. The project objectives are:

- Improve the supply chain emission data methodology working with Welsh Public Sector as a whole.
- Integrate net carbon zero into the Council's procurement policies and procedures.
- Review procurement templates across the Council to integrate decarbonisation as a factor in procurement processes.
- Develop and implement a communication and engagement plan to incentivise carbon reduction amongst suppliers.

9.0 Land Use

The forestland and grassland owned by Conwy County Borough Council act as a carbon sink. It is estimated that the forestland & grassland is responsible for the annual sequestration of 481 tonnes of CO₂ equivalent.

At the end of 2024/25, emissions sequestration from land have increased by 25 tonnes when compared with the baseline year of 2019/20.

Under the Climate Challenge Programme the Land and Nature Project is tasked with sequestering Conwy County Borough Council emissions, partly through land use. The project objectives are:

- Establish the impact of CCBC land assets on carbon emissions.
- Carry out work to improve the sequestration value of the CCBC estate.
- Explore opportunities for renewable installations across Conwy County Borough Council estate, such as solar farms.
- Explore options for offsetting residual carbon emissions.